



ENERVIEW

# Patio Doors

**Ener/iew**  
WINDOWS AND DOORS

### Welded Sash

Welded sashes are more rigid, solid and last longer without changing their superior performances over the years.



### Standard Dual Point Lock System

Our patio door features a standard dual point locking system made in North America. This guarantees better locking action and safety. This feature, usually an upgrade on typical patio doors, is standard on ours.



### Standard North American Upgraded Hardware

Beauty, quality and durability are key ingredients of our patio doors. This reflects in the heavy-duty upgraded hardware that is a standard component for the basic door configuration. Also, a selection of optional colours is available.



### Standard Pocket Covers


Our patio door features standard interior and exterior pocket covers. They provide a clean and elegant look that characterizes the unique design of our patio doors.



### Standard Heavy Duty Screen

All our patio doors come with a standard Heavy Duty 3" aluminum-framed screen and nylon rollers for smooth and quiet operation.





### **Frame-Locking Design**

Fabrication processes are key to quality and performance. We utilize CNC state-of-the-art machines and parts of the highest quality. This together with a specific locking design, create a superior frame structure.



### **Double and Triple Glazing Options**

Our patio door is designed to accommodate standard 1" double glazed glass as well as 1 $\frac{3}{8}$ " triple glazed glass for ultimate performances. We fabricate glass units in-house for a more stringent production process.



### **Steel-Reinforced Sash**

All vertical sashes are reinforced with galvanized steel bars to reduce any deflection under harsh wind conditions and at the same time increase safety.



### **Heavy-Duty Nylon Rollers**

Our patio door features adjustable synthetic nylon rollers tested for thousands of cycles and a weight capacity of up to 440 lbs per panel.



### **Fully Covered Anodized Aluminum Sill**

Our patio doors are designed and built with a fully covered anodized aluminum sill. It provides a durable surface and a stylish finish to the doors.



# OUR APPROACH TO QUALITY AND BEAUTY

DESIGN PRESSURE

**DP40**  
1920 Pa

**A3**

## Exceptional Performance and Unique Design

Design, fabrication processes, quality of material and components allow to reach very high performances. Our patio doors are tested under current standards and manufactured under stringent quality standards.



## Hardware Options

Our patio doors come with upgraded hardware, made in North America exclusively for us. Customers can choose different colours between interior and exterior as well as a key lock on the exterior. Colours may vary from those illustrated due to printing process.



## Glass and Glazing Options

Our patio doors come standard with tempered Low-E glass and argon gas. Options are available for multiple types and combinations of Low-E for high SHGC (Solar Heat Gain Coefficient) or U-values.



## Dual Point Locking System

Another standard feature of our patio door system is the dual point locking system. It provides a smooth locking process and a robust latching with improved security. It features an anti-locking device and heavy duty locking hooks.



## Quiet Rollers

Quiet and smooth operations of our patio door is one of the most appreciated and recognized features. This is achieved by a unique design coupled with top-of-the-line components made in North America. The over-engineered parts combined with the anodized aluminum track will help maintain the same operation for years to come.

## Transoms and Sidelights

Specifically engineered transoms and sidelites are available. They can be custom-sized to fit openings as needed.



## Mini Blinds

Any system with the same glass sizes are offered with internal mini blinds. This option offers the ability to adjust visibility as well as to control sunlight coming through the door. Operation of the mini blinds include tilting and lifting.



## Internal Grills

Our patio doors can also be purchased with internal grill patterns for a more sophisticated look or just to match features of other windows or doors.




## Screens

All our patio doors come with a standard Heavy Duty 3" aluminum-framed screen. All screens can also have specific colours and pet mesh.



Heavy Duty



## Colours

Colours may vary from those illustrated due to printing process.




# SIZES AND PERFORMANCE

## 2 PANELS



OX-Slide Left



XO-Slide Right

### Sizes, Inches (width x height)

58½ x 79½	70½ x 79½	95½ x 79½
59½ x 79½	71½ x 79½	95½ x 81½
59½ x 81½	71½ x 81½	95½ x 95½
59½ x 95½	71½ x 95½	

### Performance Class and Grade

R - PG40

### Water Penetration Resistance

360 Pa (7.52 psf)


### Air Leakage

A3 - 0.5 L/s/m<sup>2</sup>


### Design Pressure

±1920 Pa (±40 psf)

## 3 PANELS



OXO-Slide Right to Left



OZO-Slide Left to Right



XOO-Slide Right



OOX-Slide Left

### Sizes, Inches (width x height)

89 <sup>11</sup> / <sub>32</sub> x 79½	107 <sup>11</sup> / <sub>32</sub> x 79½	143 <sup>11</sup> / <sub>32</sub> x 79½
89 <sup>11</sup> / <sub>32</sub> x 81½	107 <sup>11</sup> / <sub>32</sub> x 81½	143 <sup>11</sup> / <sub>32</sub> x 81½
89 <sup>11</sup> / <sub>32</sub> x 95½	107 <sup>11</sup> / <sub>32</sub> x 95½	143 <sup>11</sup> / <sub>32</sub> x 95½

### Sizes, Inches (width x height)

86 <sup>31</sup> / <sub>32</sub> x 79½	104 <sup>31</sup> / <sub>32</sub> x 79½	140 <sup>31</sup> / <sub>32</sub> x 79½
86 <sup>31</sup> / <sub>32</sub> x 81½	104 <sup>31</sup> / <sub>32</sub> x 81½	140 <sup>31</sup> / <sub>32</sub> x 81½
86 <sup>31</sup> / <sub>32</sub> x 95½	104 <sup>31</sup> / <sub>32</sub> x 95½	140 <sup>31</sup> / <sub>32</sub> x 95½

## 4 PANELS



OXXO-Slide Left and Right from Center

### Sizes, Inches (width x height)

117 <sup>1</sup> / <sub>8</sub> x 79½	141 <sup>1</sup> / <sub>8</sub> x 79½	189 <sup>1</sup> / <sub>8</sub> x 79½
117 <sup>1</sup> / <sub>8</sub> x 81½	141 <sup>1</sup> / <sub>8</sub> x 81½	189 <sup>1</sup> / <sub>8</sub> x 81½
117 <sup>1</sup> / <sub>8</sub> x 95½	141 <sup>1</sup> / <sub>8</sub> x 95½	189 <sup>1</sup> / <sub>8</sub> x 95½

# LIMITED LIFETIME WARRANTY

All our windows and doors are manufactured to meet or exceed industry standards. We warrant our products against defects in materials and workmanship, occurring because of the manufacturing process. Our door parts and components are covered during the stated period, under normal use and service, subject to the terms and conditions contained in this transferable limited lifetime warranty. Our window and door warranties cover parts only. No labour or any other costs related to the purchase, installation and use of these products are covered.

## **HARDWARE**

All hardware is warranted against defects for fifteen (15) years.

## **PAINT**

Paint warranted for a period of ten (10) years to remain free of peeling, cracking and major discoloration not caused by exposure to sunlight heat, noxious or abrasive materials.

## **FRAME & SASH**

Vinyl frame and sash components are warranted against blistering and peeling, flaking, and corroding for a period of twenty-five (25) years.

## **SCREENS**

Punctures and tears in screens are covered for ten (10) days Parts Free, labor not included.

## **MINI BLINDS**

Mini blinds are warranted for a period of five (5) years.

## **INSULATED GLASS**

20 year limited warranty on Insulating Glass. Our window and door insulating glass units are covered by a 20 Year Warranty against sealed unit failure. "Failure" is defined as a loss of the seal between the glass and the edge sealant resulting in the formation of moisture between the inner and outer panes of glass or the collection of dust or dirt between the inner and outer panes of glass. Under no circumstances is broken glass covered under this warranty. According to the Canadian Glazing Standards Board (CGSB) for glazing quality glass, defects such as minute bubbles, eyes, crystals and/or scratches are normal and inherent to any manufactured glass product. These minor defects are not warranted. Cracked glass or IG failure due to a manufacturing defect or subject to thermal shock are covered on parts for a period of one (1) year from date of invoice.





OVER  
**180,000 FT<sup>2</sup>**  
MANUFACTURING FACILITY



EnerView windows is a private label product line manufactured by Stage windows and doors to the strictest standards. The plant includes the key component fabrication processes needed to make the most energy-efficient and reliable windows on the market. With everything under one roof—from the insulated glass unit fabrication to UPVC profile bending to painting—all quality and service levels can be managed seamlessly and proficiently.

### Lifetime of Experience

With a lifetime of experience in the window and door industry, the managers of EnerView Windows and Doors have a unique understanding of the complexities and intricate details associated with designing and manufacturing window and door systems for the replacement, new construction and custom home markets.



**NAFS-22**